

Scaled data based on original data using  
LM-79-08 Approved Method: Electrical and Photometric Measurements of Solid-State  
Lighting Products

Test Report Prepared for

Cooper Lighting Solutions

(formerly Eaton)

Brand: EPHESUS

Report Number: P1306424 (CONVERTED FROM TYPE C PHOTOMETRY)

Luminaire Tested: **EPH-LS16-1200L-40-70-2R-A**

Issue Date: 2/3/2026

**Test Information**

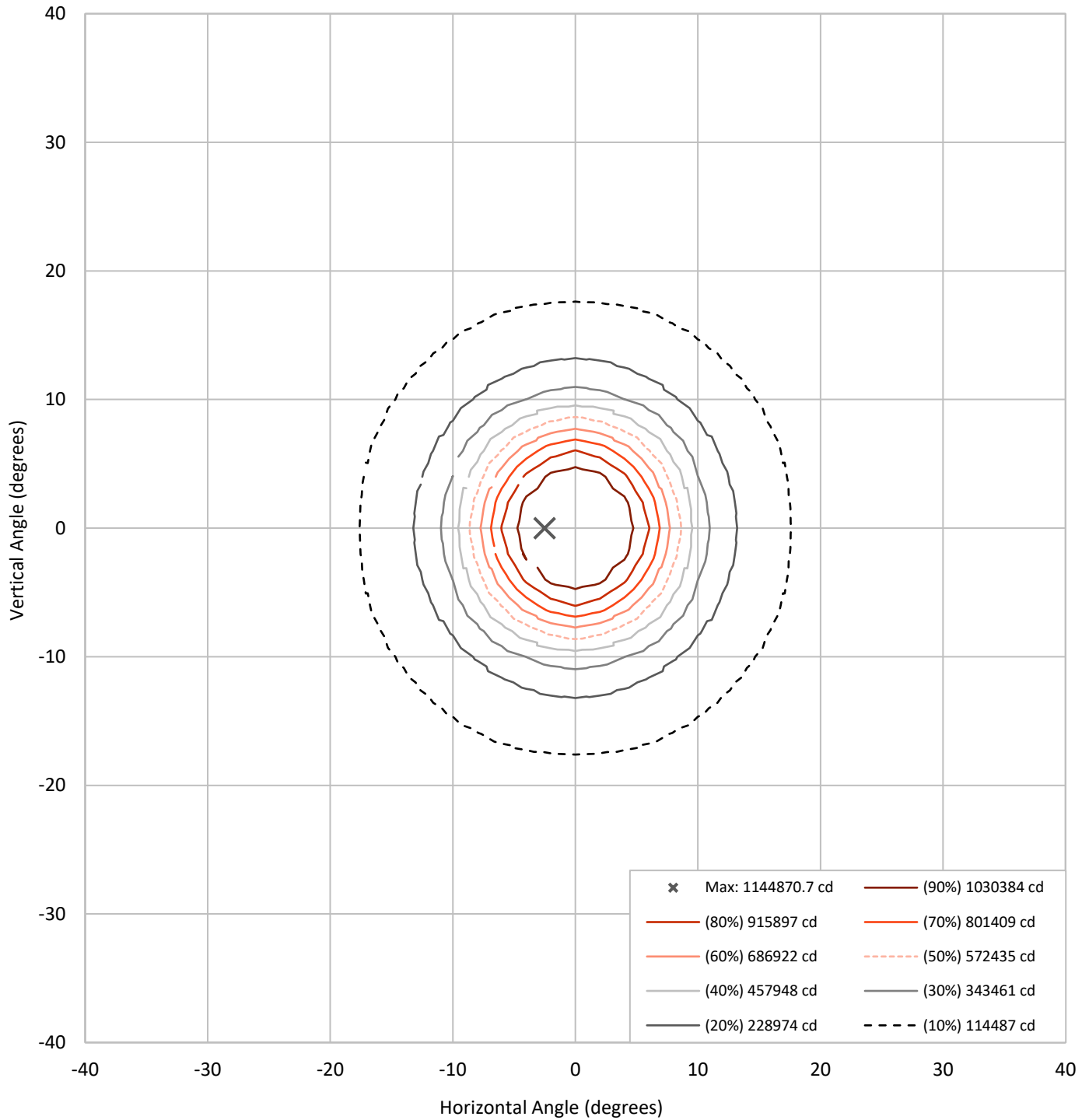
Test Method: LM-79-08  
Report Number: P1306424 (CONVERTED FROM TYPE C PHOTOMETRY)  
TEST IS SCALED FROM IESNA LM-79-08 TEST DATA (G2-2301-906-15)  
Test Lab: INNOVATION CENTER  
Issue Date: 2/3/2026  
Manufacturer: COOPER LIGHTING SOLUTIONS (FORMERLY EATON)  
Product Line: EPHEBUS  
Catalog Number: EPH-LS16-1200L-40-70-2R-A  
Description: EPHEBUS LUMASPORT 16 LUMINAIRE  
(16) 4000K, 70 CRI LEDS AND 2R BEAM SHAPE  
Light Source: -  
Ballast/Driver: ELECTRONIC DRIVER

**Summary**

Lumens per Lamp:	N/A	NEMA Type:	3H x 3V
Luminaire Lumens:	181397.3 lumens	Max Intensity:	1144870.7 candela
Efficiency:	N/A	Max Intensity Angle:	-2.5°H x 0°V
Efficacy:	148.3 lumens/watt		
Luminous Opening:	Circular (Dia: 1.67' x H: 0')		
Beam Angle (50%):	17.3°H x 16.4°V	Field Angle (10%):	34.8°H x 34.6°V
Beam Lumens:	56611.7 lumens	Field Lumens:	115775.4 lumens
Beam Efficiency:	31.2%	Field Efficiency:	63.8%
Input Watts (W):	1223		
Input Voltage (V):	NR		
Input Current (Ain):	NR		
Voltage Rise (V):	NR		
Power Factor:	NR		
Total Harmonic Distortion (THDi):	NR		
Frequency (hertz):	60		
Stabilization Time:	NR		
Operation Time:	NR		
Ambient Temperature (°C):	NR		
Test Distance:	25 FT		

REPORT NUMBER: P1306424 (CONVERTED FROM TYPE C PHOTOMETRY)  
CATALOG NUMBER: EPH-LS16-1200L-40-70-2R-A

### Iso-Candela Plot





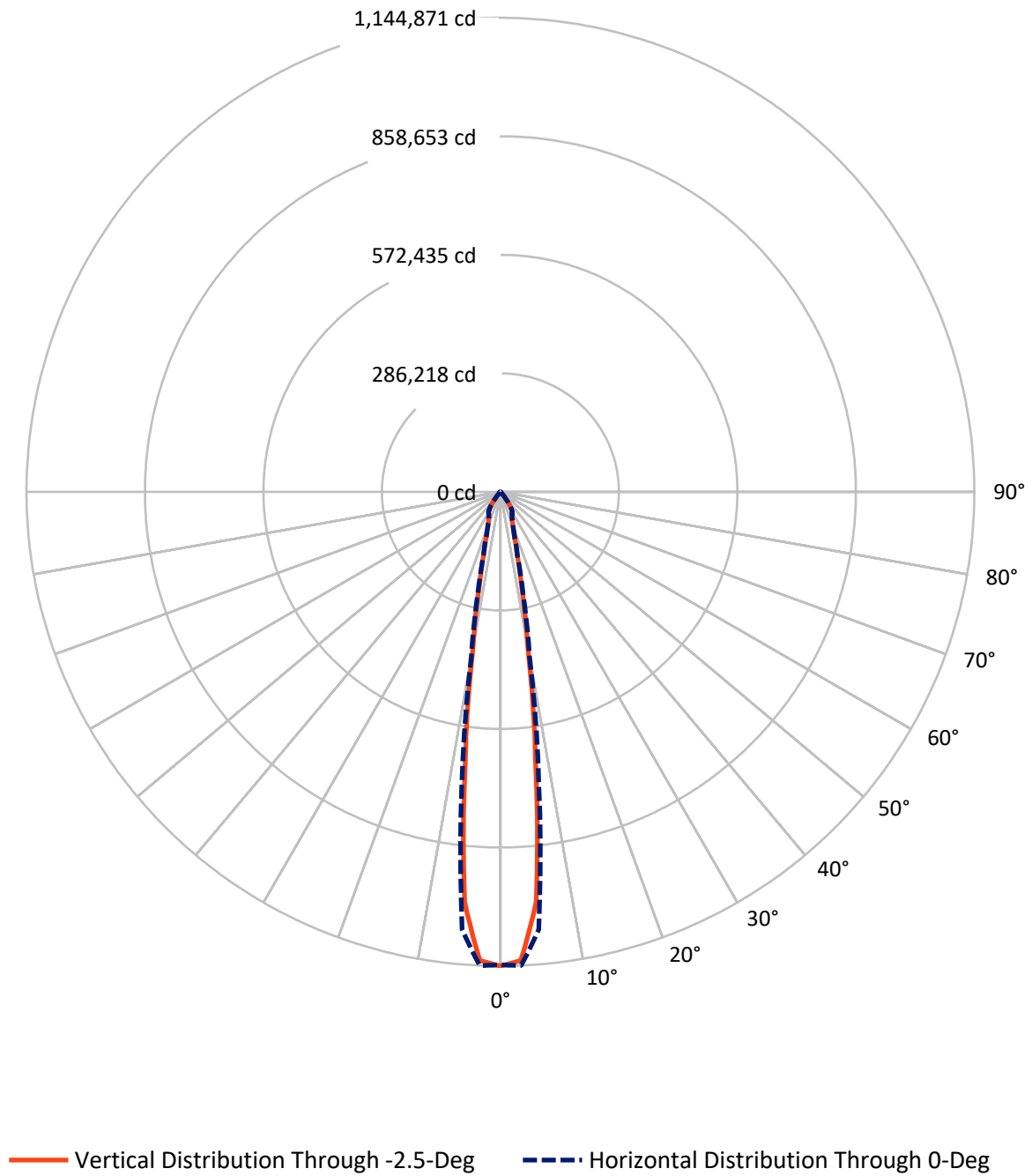
REPORT NUMBER: P1306424 (CONVERTED FROM TYPE C PHOTOMETRY)  
 CATALOG NUMBER: EPH-LS16-1200L-40-70-2R-A

### Lumen Table

90	0.3	1.3	2.9	4.3	4.9	4.3	2.9	1.3	0.3							
80	0.3	1.3	2.9	4.3	4.9	4.3	2.9	1.3	0.3							
70	0.6	0.5	1.0	1.5	2.3	3.8	5.5	6.5	6.5	5.5	3.8	2.3	1.5	1.0	0.5	0.6
60		0.7	1.4	3.6	8.1	11.6	14.2	15.7	15.7	14.2	11.6	8.1	3.6	1.4	0.7	
50	0.8	0.9	3.0	8.4	13.2	21.8	48.1	84.8	84.8	48.1	21.8	13.2	8.4	3.0	0.9	0.8
40		1.2	5.8	11.5	30.4	219.1	698.1	1053.3	1053.3	698.1	219.1	30.4	11.5	5.8	1.2	
30	1.0	1.8	7.4	17.2	200.4	1029.9	1699.2	2025.0	2025.0	1699.2	1029.9	200.4	17.2	7.4	1.8	1.0
20		2.5	8.5	36.2	600.8	1596.6	2574.1	4899.3	4899.3	2574.1	1596.6	600.8	36.2	8.5	2.5	
10	1.1	2.9	9.1	62.4	877.5	1846.8	4770.3	20791.0	20791.0	4770.3	1846.8	877.5	62.4	9.1	2.9	1.1
0		2.9	9.1	62.4	877.5	1846.8	4770.3	20791.0	20791.0	4770.3	1846.8	877.5	62.4	9.1	2.9	
-10	1.0	2.5	8.5	36.2	600.8	1596.6	2574.1	4899.3	4899.3	2574.1	1596.6	600.8	36.2	8.5	2.5	1.0
-20		1.8	7.4	17.2	200.4	1029.9	1699.2	2025.0	2025.0	1699.2	1029.9	200.4	17.2	7.4	1.8	
-30	0.8	1.2	5.8	11.5	30.4	219.1	698.1	1053.3	1053.3	698.1	219.1	30.4	11.5	5.8	1.2	0.8
-40		0.9	3.0	8.4	13.2	21.8	48.1	84.8	84.8	48.1	21.8	13.2	8.4	3.0	0.9	
-50	0.6	0.7	1.4	3.6	8.1	11.6	14.2	15.7	15.7	14.2	11.6	8.1	3.6	1.4	0.7	0.6
-60		0.5	1.0	1.5	2.3	3.8	5.5	6.5	6.5	5.5	3.8	2.3	1.5	1.0	0.5	
-70	0.3	1.3	2.9	4.3	4.9	4.3	2.9	1.3	0.3							
-80		0.3	1.3	2.9	4.3	4.9	4.3	2.9	1.3	0.3						
-90	0.3	1.3	2.9	4.3	4.9	4.3	2.9	1.3	0.3							

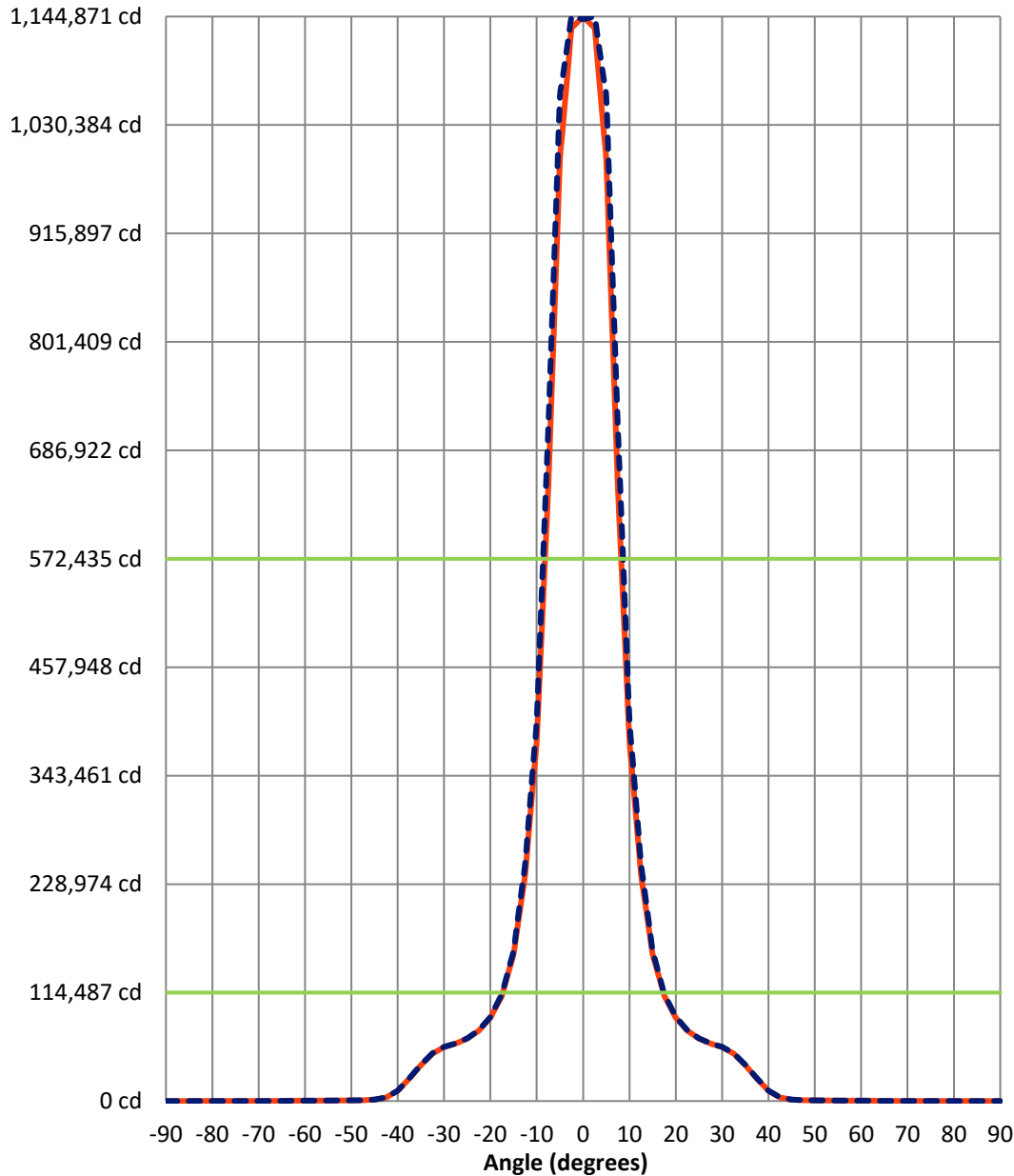
REPORT NUMBER: P1306424 (CONVERTED FROM TYPE C PHOTOMETRY)  
CATALOG NUMBER: EPH-LS16-1200L-40-70-2R-A

### Luminous Intensity Polar Plot



REPORT NUMBER: P1306424 (CONVERTED FROM TYPE C PHOTOMETRY)  
CATALOG NUMBER: EPH-LS16-1200L-40-70-2R-A

### Luminous Intensity Plot



**Beam:**  
H Angle: 17.3°  
V Angle: 16.4°  
Lumens: 56611.7  
Efficiency: 31.2%

**Field:**  
H Angle: 34.8°  
V Angle: 34.6°  
Lumens: 115775.4  
Efficiency: 63.8%

**Spill:**  
Lumens: 65621.9  
Efficiency: 36.2%

- Vertical Distribution through -2.5-Deg
- - Horizontal Distribution through 0-Deg



REPORT NUMBER: P1306424 (CONVERTED FROM TYPE C PHOTOMETRY)  
 CATALOG NUMBER: EPH-LS16-1200L-40-70-2R-A

FIELD  
 BEAM

**CANDELA DISTRIBUTION:**

	-90°	-87.5°	-85°	-82.5°	-80°	-77.5°	-75°	-72.5°	-70°	-67.5°	-65°
90°	0.0	0.0	0.0	0.0	0.0	0.0	0.0	0.0	0.0	0.0	0.0
87.5°	0.0	0.8	1.7	2.5	3.4	4.2	5.0	5.8	6.6	7.4	8.2
85°	0.0	1.7	3.4	5.1	6.7	8.4	10.0	11.7	13.3	14.8	16.4
82.5°	0.0	2.5	5.1	7.6	10.1	12.6	15.0	17.5	19.4	19.4	19.4
80°	0.0	3.4	6.7	10.1	13.4	16.7	19.4	19.4	19.4	19.4	19.4
77.5°	0.0	4.2	8.4	12.6	16.7	19.4	19.4	19.4	19.4	19.4	20.4
75°	0.0	5.0	10.0	15.0	19.4	19.4	19.4	19.4	19.7	22.1	24.4
72.5°	0.0	5.8	11.7	17.5	19.4	19.4	19.4	20.1	22.9	25.7	28.4
70°	0.0	6.6	13.3	19.4	19.4	19.4	19.7	22.9	26.1	29.3	32.3
67.5°	0.0	7.4	14.8	19.4	19.4	19.4	22.1	25.7	29.3	32.8	36.2
65°	0.0	8.2	16.4	19.4	19.4	20.4	24.4	28.4	32.3	36.2	40.0
62.5°	0.0	9.0	17.9	19.4	19.4	22.3	26.7	31.1	35.4	39.6	43.8
60°	0.0	9.7	19.4	19.4	19.4	24.2	28.9	33.7	38.3	42.9	47.4
57.5°	0.0	10.4	19.4	19.4	20.8	26.0	31.1	36.2	41.2	46.1	51.0
55°	0.0	11.1	19.4	19.4	22.2	27.8	33.2	38.6	44.0	49.3	54.5
52.5°	0.0	11.8	19.4	19.4	23.6	29.5	35.3	41.0	46.7	52.4	57.9
50°	0.0	12.5	19.4	19.4	24.9	31.1	37.3	43.3	49.4	55.4	61.3
47.5°	0.0	13.1	19.4	19.6	26.2	32.7	39.2	45.6	51.9	58.2	64.5
45°	0.0	13.7	19.4	20.6	27.4	34.3	41.0	47.7	54.4	61.0	67.7
42.5°	0.0	14.3	19.4	21.4	28.6	35.7	42.8	49.8	56.8	63.7	73.2
40°	0.0	14.9	19.4	22.3	29.8	37.1	44.5	51.8	59.0	66.3	78.9
37.5°	0.0	15.4	19.4	23.1	30.8	38.5	46.1	53.7	61.2	69.5	84.3
35°	0.0	15.9	19.4	23.9	31.8	39.7	47.6	55.4	63.3	74.1	88.5
32.5°	0.0	16.4	19.4	24.6	32.8	40.9	49.0	57.1	65.2	78.4	90.9
30°	0.0	16.8	19.4	25.2	33.7	42.0	50.4	58.7	67.0	82.5	93.2
27.5°	0.0	17.2	19.4	25.9	34.5	43.0	51.6	60.1	69.3	86.3	95.3
25°	0.0	17.6	19.4	26.4	35.2	44.0	52.7	61.5	72.4	88.6	97.7
22.5°	0.0	17.9	19.4	27.0	35.9	44.9	53.8	62.7	75.2	90.2	108.4
20°	0.0	18.2	19.4	27.4	36.5	45.6	54.7	63.8	77.8	91.7	118.2
17.5°	0.0	18.5	19.4	27.8	37.1	46.3	55.5	64.8	80.0	93.0	126.8
15°	0.0	18.7	19.4	28.2	37.6	46.9	56.3	65.7	82.0	94.1	134.3
12.5°	0.0	18.9	19.4	28.5	38.0	47.4	56.9	66.4	83.7	95.0	140.8
10°	0.0	19.1	19.4	28.8	38.3	47.9	57.4	67.0	85.0	95.8	146.0
7.5°	0.0	19.2	19.4	28.9	38.6	48.2	57.8	67.5	86.1	96.4	150.2
5°	0.0	19.3	19.4	29.1	38.8	48.4	58.1	67.8	86.9	96.8	153.1
2.5°	0.0	19.4	19.4	29.2	38.9	48.6	58.2	68.0	87.3	97.1	154.9
0°	0.0	19.4	19.4	29.2	38.9	48.6	58.2	68.0	87.3	97.1	154.9
-2.5°	0.0	19.4	19.4	29.2	38.9	48.6	58.2	68.0	87.3	97.1	154.9
-5°	0.0	19.3	19.4	29.1	38.8	48.4	58.1	67.8	86.9	96.8	153.1
-7.5°	0.0	19.2	19.4	28.9	38.6	48.2	57.8	67.5	86.1	96.4	150.2
-10°	0.0	19.1	19.4	28.8	38.3	47.9	57.4	67.0	85.0	95.8	146.0
-12.5°	0.0	18.9	19.4	28.5	38.0	47.4	56.9	66.4	83.7	95.0	140.8
-15°	0.0	18.7	19.4	28.2	37.6	46.9	56.3	65.7	82.0	94.1	134.3
-17.5°	0.0	18.5	19.4	27.8	37.1	46.3	55.5	64.8	80.0	93.0	126.8
-20°	0.0	18.2	19.4	27.4	36.5	45.6	54.7	63.8	77.8	91.7	118.2



REPORT NUMBER: P1306424 (CONVERTED FROM TYPE C PHOTOMETRY)  
 CATALOG NUMBER: EPH-LS16-1200L-40-70-2R-A

**CANDELA DISTRIBUTION (continued):**

	-90°	-87.5°	-85°	-82.5°	-80°	-77.5°	-75°	-72.5°	-70°	-67.5°	-65°
-22.5°	0.0	17.9	19.4	27.0	35.9	44.9	53.8	62.7	75.2	90.2	108.4
-25°	0.0	17.6	19.4	26.4	35.2	44.0	52.7	61.5	72.4	88.6	97.7
-27.5°	0.0	17.2	19.4	25.9	34.5	43.0	51.6	60.1	69.3	86.3	95.3
-30°	0.0	16.8	19.4	25.2	33.7	42.0	50.4	58.7	67.0	82.5	93.2
-32.5°	0.0	16.4	19.4	24.6	32.8	40.9	49.0	57.1	65.2	78.4	90.9
-35°	0.0	15.9	19.4	23.9	31.8	39.7	47.6	55.4	63.3	74.1	88.5
-37.5°	0.0	15.4	19.4	23.1	30.8	38.5	46.1	53.7	61.2	69.5	84.3
-40°	0.0	14.9	19.4	22.3	29.8	37.1	44.5	51.8	59.0	66.3	78.9
-42.5°	0.0	14.3	19.4	21.4	28.6	35.7	42.8	49.8	56.8	63.7	73.2
-45°	0.0	13.7	19.4	20.6	27.4	34.3	41.0	47.7	54.4	61.0	67.7
-47.5°	0.0	13.1	19.4	19.6	26.2	32.7	39.2	45.6	51.9	58.2	64.5
-50°	0.0	12.5	19.4	19.4	24.9	31.1	37.3	43.3	49.4	55.4	61.3
-52.5°	0.0	11.8	19.4	19.4	23.6	29.5	35.3	41.0	46.7	52.4	57.9
-55°	0.0	11.1	19.4	19.4	22.2	27.8	33.2	38.6	44.0	49.3	54.5
-57.5°	0.0	10.4	19.4	19.4	20.8	26.0	31.1	36.2	41.2	46.1	51.0
-60°	0.0	9.7	19.4	19.4	19.4	24.2	28.9	33.7	38.3	42.9	47.4
-62.5°	0.0	9.0	17.9	19.4	19.4	22.3	26.7	31.1	35.4	39.6	43.8
-65°	0.0	8.2	16.4	19.4	19.4	20.4	24.4	28.4	32.3	36.2	40.0
-67.5°	0.0	7.4	14.8	19.4	19.4	19.4	22.1	25.7	29.3	32.8	36.2
-70°	0.0	6.6	13.3	19.4	19.4	19.4	19.7	22.9	26.1	29.3	32.3
-72.5°	0.0	5.8	11.7	17.5	19.4	19.4	19.4	20.1	22.9	25.7	28.4
-75°	0.0	5.0	10.0	15.0	19.4	19.4	19.4	19.4	19.7	22.1	24.4
-77.5°	0.0	4.2	8.4	12.6	16.7	19.4	19.4	19.4	19.4	19.4	20.4
-80°	0.0	3.4	6.7	10.1	13.4	16.7	19.4	19.4	19.4	19.4	19.4
-82.5°	0.0	2.5	5.1	7.6	10.1	12.6	15.0	17.5	19.4	19.4	19.4
-85°	0.0	1.7	3.4	5.1	6.7	8.4	10.0	11.7	13.3	14.8	16.4
-87.5°	0.0	0.8	1.7	2.5	3.4	4.2	5.0	5.8	6.6	7.4	8.2
-90°	0.0	0.0	0.0	0.0	0.0	0.0	0.0	0.0	0.0	0.0	0.0



REPORT NUMBER: P1306424 (CONVERTED FROM TYPE C PHOTOMETRY)  
 CATALOG NUMBER: EPH-LS16-1200L-40-70-2R-A

**CANDELA DISTRIBUTION (continued):**

	-62.5°	-60°	-57.5°	-55°	-52.5°	-50°	-47.5°	-45°	-42.5°	-40°	-37.5°
90°	0.0	0.0	0.0	0.0	0.0	0.0	0.0	0.0	0.0	0.0	0.0
87.5°	9.0	9.7	10.4	11.1	11.8	12.5	13.1	13.7	14.3	14.9	15.4
85°	17.9	19.4	19.4	19.4	19.4	19.4	19.4	19.4	19.4	19.4	19.4
82.5°	19.4	19.4	19.4	19.4	19.4	19.4	19.6	20.6	21.4	22.3	23.1
80°	19.4	19.4	20.8	22.2	23.6	24.9	26.2	27.4	28.6	29.8	30.8
77.5°	22.3	24.2	26.0	27.8	29.5	31.1	32.7	34.3	35.7	37.1	38.5
75°	26.7	28.9	31.1	33.2	35.3	37.3	39.2	41.0	42.8	44.5	46.1
72.5°	31.1	33.7	36.2	38.6	41.0	43.3	45.6	47.7	49.8	51.8	53.7
70°	35.4	38.3	41.2	44.0	46.7	49.4	51.9	54.4	56.8	59.0	61.2
67.5°	39.6	42.9	46.1	49.3	52.4	55.4	58.2	61.0	63.7	66.3	69.5
65°	43.8	47.4	51.0	54.5	57.9	61.3	64.5	67.7	73.2	78.9	84.3
62.5°	47.9	51.9	55.8	59.7	63.5	67.2	73.4	80.2	86.8	90.3	93.3
60°	51.9	56.3	60.6	64.8	69.8	77.8	85.5	90.2	93.8	97.7	117.5
57.5°	55.8	60.6	65.3	71.6	80.5	88.3	92.5	96.5	116.7	139.3	176.2
55°	59.7	64.8	71.6	81.4	89.2	93.8	104.2	130.5	157.0	250.8	340.6
52.5°	63.5	69.8	80.5	89.2	94.3	109.7	138.8	199.9	304.8	382.7	395.3
50°	67.2	77.8	88.3	93.8	109.7	141.6	221.6	337.5	388.4	402.5	410.9
47.5°	73.4	85.5	92.5	104.2	138.8	221.6	348.5	391.3	406.8	412.8	417.7
45°	80.2	90.2	96.5	130.5	199.9	337.5	391.3	408.3	413.8	427.3	468.5
42.5°	86.8	93.8	116.7	157.0	304.8	388.4	406.8	413.8	431.3	476.7	533.0
40°	90.3	97.7	139.3	250.8	382.7	402.5	412.8	427.3	476.7	539.3	609.1
37.5°	93.3	117.5	176.2	340.6	395.3	410.9	417.7	468.5	533.0	609.1	676.9
35°	96.1	136.3	255.0	385.3	407.3	415.2	452.3	514.3	596.3	670.9	746.3
32.5°	107.0	154.1	329.6	395.9	411.8	428.2	487.6	571.0	653.1	731.9	820.4
30°	122.2	214.5	381.9	405.8	415.3	459.3	533.5	623.7	705.7	798.3	1100.8
27.5°	136.3	274.3	390.4	410.6	423.7	488.4	580.6	670.0	762.0	932.0	1477.6
25°	149.4	329.6	398.3	413.4	448.7	525.3	623.4	713.2	816.9	1262.9	2437.9
22.5°	178.0	379.3	405.5	416.1	471.6	562.6	660.4	759.3	969.0	1601.5	3490.3
20°	219.5	385.3	409.6	421.6	492.5	596.6	694.1	802.4	1230.0	2499.4	5848.5
17.5°	256.4	390.6	411.5	438.6	518.8	625.7	725.2	841.0	1464.8	3309.5	8634.8
15°	288.7	395.3	413.2	453.6	543.3	650.2	756.6	1010.3	1927.5	4474.2	11162.7
12.5°	316.1	399.2	414.7	466.4	564.2	671.1	783.5	1174.4	2496.1	6439.5	15021.6
10°	338.7	402.5	415.9	476.9	581.5	688.3	805.7	1310.2	2967.6	8072.5	18235.1
7.5°	356.4	405.0	416.8	485.1	595.0	701.9	823.2	1416.9	3338.4	9358.8	20771.2
5°	369.0	406.8	417.5	491.1	604.7	711.6	835.7	1493.7	3605.6	10286.6	22603.0
2.5°	376.7	407.9	417.9	494.6	610.5	717.4	843.3	1540.0	3766.8	10846.9	23710.5
0°	379.2	408.3	418.0	495.8	612.5	719.4	845.8	1555.5	3820.7	11034.3	24081.1
-2.5°	376.7	407.9	417.9	494.6	610.5	717.4	843.3	1540.0	3766.8	10846.9	23710.5
-5°	369.0	406.8	417.5	491.1	604.7	711.6	835.7	1493.7	3605.6	10286.6	22603.0
-7.5°	356.4	405.0	416.8	485.1	595.0	701.9	823.2	1416.9	3338.4	9358.8	20771.2
-10°	338.7	402.5	415.9	476.9	581.5	688.3	805.7	1310.2	2967.6	8072.5	18235.1
-12.5°	316.1	399.2	414.7	466.4	564.2	671.1	783.5	1174.4	2496.1	6439.5	15021.6
-15°	288.7	395.3	413.2	453.6	543.3	650.2	756.6	1010.3	1927.5	4474.2	11162.7
-17.5°	256.4	390.6	411.5	438.6	518.8	625.7	725.2	841.0	1464.8	3309.5	8634.8
-20°	219.5	385.3	409.6	421.6	492.5	596.6	694.1	802.4	1230.0	2499.4	5848.5



REPORT NUMBER: P1306424 (CONVERTED FROM TYPE C PHOTOMETRY)  
 CATALOG NUMBER: EPH-LS16-1200L-40-70-2R-A

**CANDELA DISTRIBUTION (continued):**

	-62.5°	-60°	-57.5°	-55°	-52.5°	-50°	-47.5°	-45°	-42.5°	-40°	-37.5°
-22.5°	178.0	379.3	405.5	416.1	471.6	562.6	660.4	759.3	969.0	1601.5	3490.3
-25°	149.4	329.6	398.3	413.4	448.7	525.3	623.4	713.2	816.9	1262.9	2437.9
-27.5°	136.3	274.3	390.4	410.6	423.7	488.4	580.6	670.0	762.0	932.0	1477.6
-30°	122.2	214.5	381.9	405.8	415.3	459.3	533.5	623.7	705.7	798.3	1100.8
-32.5°	107.0	154.1	329.6	395.9	411.8	428.2	487.6	571.0	653.1	731.9	820.4
-35°	96.1	136.3	255.0	385.3	407.3	415.2	452.3	514.3	596.3	670.9	746.3
-37.5°	93.3	117.5	176.2	340.6	395.3	410.9	417.7	468.5	533.0	609.1	676.9
-40°	90.3	97.7	139.3	250.8	382.7	402.5	412.8	427.3	476.7	539.3	609.1
-42.5°	86.8	93.8	116.7	157.0	304.8	388.4	406.8	413.8	431.3	476.7	533.0
-45°	80.2	90.2	96.5	130.5	199.9	337.5	391.3	408.3	413.8	427.3	468.5
-47.5°	73.4	85.5	92.5	104.2	138.8	221.6	348.5	391.3	406.8	412.8	417.7
-50°	67.2	77.8	88.3	93.8	109.7	141.6	221.6	337.5	388.4	402.5	410.9
-52.5°	63.5	69.8	80.5	89.2	94.3	109.7	138.8	199.9	304.8	382.7	395.3
-55°	59.7	64.8	71.6	81.4	89.2	93.8	104.2	130.5	157.0	250.8	340.6
-57.5°	55.8	60.6	65.3	71.6	80.5	88.3	92.5	96.5	116.7	139.3	176.2
-60°	51.9	56.3	60.6	64.8	69.8	77.8	85.5	90.2	93.8	97.7	117.5
-62.5°	47.9	51.9	55.8	59.7	63.5	67.2	73.4	80.2	86.8	90.3	93.3
-65°	43.8	47.4	51.0	54.5	57.9	61.3	64.5	67.7	73.2	78.9	84.3
-67.5°	39.6	42.9	46.1	49.3	52.4	55.4	58.2	61.0	63.7	66.3	69.5
-70°	35.4	38.3	41.2	44.0	46.7	49.4	51.9	54.4	56.8	59.0	61.2
-72.5°	31.1	33.7	36.2	38.6	41.0	43.3	45.6	47.7	49.8	51.8	53.7
-75°	26.7	28.9	31.1	33.2	35.3	37.3	39.2	41.0	42.8	44.5	46.1
-77.5°	22.3	24.2	26.0	27.8	29.5	31.1	32.7	34.3	35.7	37.1	38.5
-80°	19.4	19.4	20.8	22.2	23.6	24.9	26.2	27.4	28.6	29.8	30.8
-82.5°	19.4	19.4	19.4	19.4	19.4	19.4	19.6	20.6	21.4	22.3	23.1
-85°	17.9	19.4	19.4	19.4	19.4	19.4	19.4	19.4	19.4	19.4	19.4
-87.5°	9.0	9.7	10.4	11.1	11.8	12.5	13.1	13.7	14.3	14.9	15.4
-90°	0.0	0.0	0.0	0.0	0.0	0.0	0.0	0.0	0.0	0.0	0.0



REPORT NUMBER: P1306424 (CONVERTED FROM TYPE C PHOTOMETRY)  
 CATALOG NUMBER: EPH-LS16-1200L-40-70-2R-A

**CANDELA DISTRIBUTION (continued):**

	-35°	-32.5°	-30°	-27.5°	-25°	-22.5°	-20°	-17.5°	-15°	-12.5°	-10°
90°	0.0	0.0	0.0	0.0	0.0	0.0	0.0	0.0	0.0	0.0	0.0
87.5°	15.9	16.4	16.8	17.2	17.6	17.9	18.2	18.5	18.7	18.9	19.1
85°	19.4	19.4	19.4	19.4	19.4	19.4	19.4	19.4	19.4	19.4	19.4
82.5°	23.9	24.6	25.2	25.9	26.4	27.0	27.4	27.8	28.2	28.5	28.8
80°	31.8	32.8	33.7	34.5	35.2	35.9	36.5	37.1	37.6	38.0	38.3
77.5°	39.7	40.9	42.0	43.0	44.0	44.9	45.6	46.3	46.9	47.4	47.9
75°	47.6	49.0	50.4	51.6	52.7	53.8	54.7	55.5	56.3	56.9	57.4
72.5°	55.4	57.1	58.7	60.1	61.5	62.7	63.8	64.8	65.7	66.4	67.0
70°	63.3	65.2	67.0	69.3	72.4	75.2	77.8	80.0	82.0	83.7	85.0
67.5°	74.1	78.4	82.5	86.3	88.6	90.2	91.7	93.0	94.1	95.0	95.8
65°	88.5	90.9	93.2	95.3	97.7	108.4	118.2	126.8	134.3	140.8	146.0
62.5°	96.1	107.0	122.2	136.3	149.4	178.0	219.5	256.4	288.7	316.1	338.7
60°	136.3	154.1	214.5	274.3	329.6	379.3	385.3	390.6	395.3	399.2	402.5
57.5°	255.0	329.6	381.9	390.4	398.3	405.5	409.6	411.5	413.2	414.7	415.9
55°	385.3	395.9	405.8	410.6	413.4	416.1	421.6	438.6	453.6	466.4	476.9
52.5°	407.3	411.8	415.3	423.7	448.7	471.6	492.5	518.8	543.3	564.2	581.5
50°	415.2	428.2	459.3	488.4	525.3	562.6	596.6	625.7	650.2	671.1	688.3
47.5°	452.3	487.6	533.5	580.6	623.4	660.4	694.1	725.2	756.6	783.5	805.7
45°	514.3	571.0	623.7	670.0	713.2	759.3	802.4	841.0	1010.3	1174.4	1310.2
42.5°	596.3	653.1	705.7	762.0	816.9	969.0	1230.0	1464.8	1927.5	2496.1	2967.6
40°	670.9	731.9	798.3	932.0	1262.9	1601.5	2499.4	3309.5	4474.2	6439.5	8072.5
37.5°	746.3	820.4	1100.8	1477.6	2437.9	3490.3	5848.5	8634.8	11162.7	15021.6	18235.1
35°	827.9	1186.1	1724.6	3006.9	5080.5	8676.1	12764.5	18205.7	23045.5	27510.1	31312.7
32.5°	1186.1	1865.0	3295.0	6492.1	10604.9	17227.2	23676.4	30024.0	35721.8	40334.1	43899.0
30°	1724.6	3295.0	6966.9	12026.8	19958.8	27709.5	35242.9	41589.5	46899.8	51043.1	53195.4
27.5°	3006.9	6492.1	12026.8	20878.7	29777.1	38420.6	45378.2	51176.1	54359.6	57152.1	58446.4
25°	5080.5	10604.9	19958.8	29777.1	39349.7	47309.3	52836.5	56652.8	58774.8	60442.4	62323.8
22.5°	8676.1	17227.2	27709.5	38420.6	47309.3	53397.9	57525.9	59777.7	62285.8	64944.9	67838.1
20°	12764.5	23676.4	35242.9	45378.2	52836.5	57525.9	60117.8	63327.0	66820.7	71483.7	76026.2
17.5°	18205.7	30024.0	41589.5	51176.1	56652.8	59777.7	63327.0	67712.0	73373.8	80972.8	88380.7
15°	23045.5	35721.8	46899.8	54359.6	58774.8	62285.8	66820.7	73373.8	82669.5	94317.4	108574.4
12.5°	27510.1	40334.1	51043.1	57152.1	60442.4	64944.9	71483.7	80972.8	94317.4	112037.2	141217.8
10°	31312.7	43899.0	53195.4	58446.4	62323.8	67838.1	76026.2	88380.7	108574.4	141217.8	184320.5
7.5°	34320.4	46726.5	54908.3	59476.4	63980.6	70777.5	81455.0	98588.3	127092.2	171694.0	251574.7
5°	36496.9	48777.2	56154.0	60228.0	65195.0	72944.5	85488.3	106489.4	144223.5	209196.5	320725.4
2.5°	37814.4	50020.4	56910.7	60685.7	65936.8	74273.9	87977.1	111404.9	155009.8	239010.1	380674.7
0°	<b>38255.5</b>	<b>50437.0</b>	<b>57164.5</b>	<b>60839.4</b>	<b>66186.4</b>	<b>74722.2</b>	<b>88818.9</b>	<b>113075.0</b>	<b>158699.7</b>	<b>250493.5</b>	<b>402786.4</b>
-2.5°	37814.4	50020.4	56910.7	60685.7	65936.8	74273.9	87977.1	111404.9	155009.8	239010.1	380674.7
-5°	36496.9	48777.2	56154.0	60228.0	65195.0	72944.5	85488.3	106489.4	144223.5	209196.5	320725.4
-7.5°	34320.4	46726.5	54908.3	59476.4	63980.6	70777.5	81455.0	98588.3	127092.2	171694.0	251574.7
-10°	31312.7	43899.0	53195.4	58446.4	62323.8	67838.1	76026.2	88380.7	108574.4	141217.8	184320.5
-12.5°	27510.1	40334.1	51043.1	57152.1	60442.4	64944.9	71483.7	80972.8	94317.4	112037.2	141217.8
-15°	23045.5	35721.8	46899.8	54359.6	58774.8	62285.8	66820.7	73373.8	82669.5	94317.4	108574.4
-17.5°	18205.7	30024.0	41589.5	51176.1	56652.8	59777.7	63327.0	67712.0	73373.8	80972.8	88380.7
-20°	12764.5	23676.4	35242.9	45378.2	52836.5	57525.9	60117.8	63327.0	66820.7	71483.7	76026.2



REPORT NUMBER: P1306424 (CONVERTED FROM TYPE C PHOTOMETRY)  
 CATALOG NUMBER: EPH-LS16-1200L-40-70-2R-A

**CANDELA DISTRIBUTION (continued):**

	-35°	-32.5°	-30°	-27.5°	-25°	-22.5°	-20°	-17.5°	-15°	-12.5°	-10°
-22.5°	8676.1	17227.2	27709.5	38420.6	47309.3	53397.9	57525.9	59777.7	62285.8	64944.9	67838.1
-25°	5080.5	10604.9	19958.8	29777.1	39349.7	47309.3	52836.5	56652.8	58774.8	60442.4	62323.8
-27.5°	3006.9	6492.1	12026.8	20878.7	29777.1	38420.6	45378.2	51176.1	54359.6	57152.1	58446.4
-30°	1724.6	3295.0	6966.9	12026.8	19958.8	27709.5	35242.9	41589.5	46899.8	51043.1	53195.4
-32.5°	1186.1	1865.0	3295.0	6492.1	10604.9	17227.2	23676.4	30024.0	35721.8	40334.1	43899.0
-35°	827.9	1186.1	1724.6	3006.9	5080.5	8676.1	12764.5	18205.7	23045.5	27510.1	31312.7
-37.5°	746.3	820.4	1100.8	1477.6	2437.9	3490.3	5848.5	8634.8	11162.7	15021.6	18235.1
-40°	670.9	731.9	798.3	932.0	1262.9	1601.5	2499.4	3309.5	4474.2	6439.5	8072.5
-42.5°	596.3	653.1	705.7	762.0	816.9	969.0	1230.0	1464.8	1927.5	2496.1	2967.6
-45°	514.3	571.0	623.7	670.0	713.2	759.3	802.4	841.0	1010.3	1174.4	1310.2
-47.5°	452.3	487.6	533.5	580.6	623.4	660.4	694.1	725.2	756.6	783.5	805.7
-50°	415.2	428.2	459.3	488.4	525.3	562.6	596.6	625.7	650.2	671.1	688.3
-52.5°	407.3	411.8	415.3	423.7	448.7	471.6	492.5	518.8	543.3	564.2	581.5
-55°	385.3	395.9	405.8	410.6	413.4	416.1	421.6	438.6	453.6	466.4	476.9
-57.5°	255.0	329.6	381.9	390.4	398.3	405.5	409.6	411.5	413.2	414.7	415.9
-60°	136.3	154.1	214.5	274.3	329.6	379.3	385.3	390.6	395.3	399.2	402.5
-62.5°	96.1	107.0	122.2	136.3	149.4	178.0	219.5	256.4	288.7	316.1	338.7
-65°	88.5	90.9	93.2	95.3	97.7	108.4	118.2	126.8	134.3	140.8	146.0
-67.5°	74.1	78.4	82.5	86.3	88.6	90.2	91.7	93.0	94.1	95.0	95.8
-70°	63.3	65.2	67.0	69.3	72.4	75.2	77.8	80.0	82.0	83.7	85.0
-72.5°	55.4	57.1	58.7	60.1	61.5	62.7	63.8	64.8	65.7	66.4	67.0
-75°	47.6	49.0	50.4	51.6	52.7	53.8	54.7	55.5	56.3	56.9	57.4
-77.5°	39.7	40.9	42.0	43.0	44.0	44.9	45.6	46.3	46.9	47.4	47.9
-80°	31.8	32.8	33.7	34.5	35.2	35.9	36.5	37.1	37.6	38.0	38.3
-82.5°	23.9	24.6	25.2	25.9	26.4	27.0	27.4	27.8	28.2	28.5	28.8
-85°	19.4	19.4	19.4	19.4	19.4	19.4	19.4	19.4	19.4	19.4	19.4
-87.5°	15.9	16.4	16.8	17.2	17.6	17.9	18.2	18.5	18.7	18.9	19.1
-90°	0.0	0.0	0.0	0.0	0.0	0.0	0.0	0.0	0.0	0.0	0.0



REPORT NUMBER: P1306424 (CONVERTED FROM TYPE C PHOTOMETRY)  
 CATALOG NUMBER: EPH-LS16-1200L-40-70-2R-A

**CANDELA DISTRIBUTION (continued):**

	-7.5°	-5°	-2.5°	0°	2.5°	5°	7.5°	10°	12.5°	15°	17.5°
90°	0.0	0.0	0.0	0.0	0.0	0.0	0.0	0.0	0.0	0.0	0.0
87.5°	19.2	19.3	19.4	19.4	19.4	19.3	19.2	19.1	18.9	18.7	18.5
85°	19.4	19.4	19.4	19.4	19.4	19.4	19.4	19.4	19.4	19.4	19.4
82.5°	28.9	29.1	29.2	29.2	29.2	29.1	28.9	28.8	28.5	28.2	27.8
80°	38.6	38.8	38.9	38.9	38.9	38.8	38.6	38.3	38.0	37.6	37.1
77.5°	48.2	48.4	48.6	48.6	48.6	48.4	48.2	47.9	47.4	46.9	46.3
75°	57.8	58.1	58.2	58.3	58.2	58.1	57.8	57.4	56.9	56.3	55.5
72.5°	67.5	67.8	68.0	68.1	68.0	67.8	67.5	67.0	66.4	65.7	64.8
70°	86.1	86.9	87.3	87.5	87.3	86.9	86.1	85.0	83.7	82.0	80.0
67.5°	96.4	96.8	97.1	97.2	97.1	96.8	96.4	95.8	95.0	94.1	93.0
65°	150.2	153.1	154.9	155.5	154.9	153.1	150.2	146.0	140.8	134.3	126.8
62.5°	356.4	369.0	376.7	379.2	376.7	369.0	356.4	338.7	316.1	288.7	256.4
60°	405.0	406.8	407.9	408.3	407.9	406.8	405.0	402.5	399.2	395.3	390.6
57.5°	416.8	417.5	417.9	418.0	417.9	417.5	416.8	415.9	414.7	413.2	411.5
55°	485.1	491.1	494.6	495.8	494.6	491.1	485.1	476.9	466.4	453.6	438.6
52.5°	595.0	604.7	610.5	612.5	610.5	604.7	595.0	581.5	564.2	543.3	518.8
50°	701.9	711.6	717.4	719.4	717.4	711.6	701.9	688.3	671.1	650.2	625.7
47.5°	823.2	835.7	843.3	845.8	843.3	835.7	823.2	805.7	783.5	756.6	725.2
45°	1416.9	1493.7	1540.0	1555.5	1540.0	1493.7	1416.9	1310.2	1174.4	1010.3	841.0
42.5°	3338.4	3605.6	3766.8	3820.7	3766.8	3605.6	3338.4	2967.6	2496.1	1927.5	1464.8
40°	9358.8	10286.6	10846.9	11034.3	10846.9	10286.6	9358.8	8072.5	6439.5	4474.2	3309.5
37.5°	20771.2	22603.0	23710.5	24081.1	23710.5	22603.0	20771.2	18235.1	15021.6	11162.7	8634.8
35°	34320.4	36496.9	37814.4	38255.5	37814.4	36496.9	34320.4	31312.7	27510.1	23045.5	18205.7
32.5°	46726.5	48777.2	50020.4	50437.0	50020.4	48777.2	46726.5	43899.0	40334.1	35721.8	30024.0
30°	54908.3	56154.0	56910.7	57164.5	56910.7	56154.0	54908.3	53195.4	51043.1	46899.8	41589.5
27.5°	59476.4	60228.0	60685.7	60839.4	60685.7	60228.0	59476.4	58446.4	57152.1	54359.6	51176.1
25°	63980.6	65195.0	65936.8	66186.4	65936.8	65195.0	63980.6	62323.8	60442.4	58774.8	56652.8
22.5°	70777.5	72944.5	74273.9	74722.2	74273.9	72944.5	70777.5	67838.1	64944.9	62285.8	59777.7
20°	81455.0	85488.3	87977.1	88818.9	87977.1	85488.3	81455.0	76026.2	71483.7	66820.7	63327.0
17.5°	98588.3	106489.4	111404.9	113075.0	111404.9	106489.4	98588.3	88380.7	80972.8	73373.8	67712.0
15°	127092.2	144223.5	155009.8	158699.7	155009.8	144223.5	127092.2	108574.4	94317.4	82669.5	73373.8
12.5°	171694.0	209196.5	239010.1	250493.5	239010.1	209196.5	171694.0	141217.8	112037.2	94317.4	80972.8
10°	251574.7	320725.4	380674.7	402786.4	380674.7	320725.4	251574.7	184320.5	141217.8	108574.4	88380.7
7.5°	359865.5	501099.3	648983.6	712306.2	648983.6	501099.3	359865.5	251574.7	171694.0	127092.2	98588.3
5°	501099.3	780336.4	993023.4	#####	993023.4	780336.4	501099.3	320725.4	209196.5	144223.5	106489.4
2.5°	648983.6	993023.4	#####	#####	#####	993023.4	648983.6	380674.7	239010.1	155009.8	111404.9
0°	712306.2	#####	#####	#####	#####	712306.2	402786.4	250493.5	158699.7	113075.0	
-2.5°	648983.6	993023.4	#####	#####	#####	993023.4	648983.6	380674.7	239010.1	155009.8	111404.9
-5°	501099.3	780336.4	993023.4	#####	993023.4	780336.4	501099.3	320725.4	209196.5	144223.5	106489.4
-7.5°	359865.5	501099.3	648983.6	712306.2	648983.6	501099.3	359865.5	251574.7	171694.0	127092.2	98588.3
-10°	251574.7	320725.4	380674.7	402786.4	380674.7	320725.4	251574.7	184320.5	141217.8	108574.4	88380.7
-12.5°	171694.0	209196.5	239010.1	250493.5	239010.1	209196.5	171694.0	141217.8	112037.2	94317.4	80972.8
-15°	127092.2	144223.5	155009.8	158699.7	155009.8	144223.5	127092.2	108574.4	94317.4	82669.5	73373.8
-17.5°	98588.3	106489.4	111404.9	113075.0	111404.9	106489.4	98588.3	88380.7	80972.8	73373.8	67712.0
-20°	81455.0	85488.3	87977.1	88818.9	87977.1	85488.3	81455.0	76026.2	71483.7	66820.7	63327.0



REPORT NUMBER: P1306424 (CONVERTED FROM TYPE C PHOTOMETRY)  
 CATALOG NUMBER: EPH-LS16-1200L-40-70-2R-A

**CANDELA DISTRIBUTION (continued):**

	-7.5°	-5°	-2.5°	0°	2.5°	5°	7.5°	10°	12.5°	15°	17.5°
-22.5°	70777.5	72944.5	74273.9	74722.2	74273.9	72944.5	70777.5	67838.1	64944.9	62285.8	59777.7
-25°	63980.6	65195.0	65936.8	66186.4	65936.8	65195.0	63980.6	62323.8	60442.4	58774.8	56652.8
-27.5°	59476.4	60228.0	60685.7	60839.4	60685.7	60228.0	59476.4	58446.4	57152.1	54359.6	51176.1
-30°	54908.3	56154.0	56910.7	57164.5	56910.7	56154.0	54908.3	53195.4	51043.1	46899.8	41589.5
-32.5°	46726.5	48777.2	50020.4	50437.0	50020.4	48777.2	46726.5	43899.0	40334.1	35721.8	30024.0
-35°	34320.4	36496.9	37814.4	38255.5	37814.4	36496.9	34320.4	31312.7	27510.1	23045.5	18205.7
-37.5°	20771.2	22603.0	23710.5	24081.1	23710.5	22603.0	20771.2	18235.1	15021.6	11162.7	8634.8
-40°	9358.8	10286.6	10846.9	11034.3	10846.9	10286.6	9358.8	8072.5	6439.5	4474.2	3309.5
-42.5°	3338.4	3605.6	3766.8	3820.7	3766.8	3605.6	3338.4	2967.6	2496.1	1927.5	1464.8
-45°	1416.9	1493.7	1540.0	1555.5	1540.0	1493.7	1416.9	1310.2	1174.4	1010.3	841.0
-47.5°	823.2	835.7	843.3	845.8	843.3	835.7	823.2	805.7	783.5	756.6	725.2
-50°	701.9	711.6	717.4	719.4	717.4	711.6	701.9	688.3	671.1	650.2	625.7
-52.5°	595.0	604.7	610.5	612.5	610.5	604.7	595.0	581.5	564.2	543.3	518.8
-55°	485.1	491.1	494.6	495.8	494.6	491.1	485.1	476.9	466.4	453.6	438.6
-57.5°	416.8	417.5	417.9	418.0	417.9	417.5	416.8	415.9	414.7	413.2	411.5
-60°	405.0	406.8	407.9	408.3	407.9	406.8	405.0	402.5	399.2	395.3	390.6
-62.5°	356.4	369.0	376.7	379.2	376.7	369.0	356.4	338.7	316.1	288.7	256.4
-65°	150.2	153.1	154.9	155.5	154.9	153.1	150.2	146.0	140.8	134.3	126.8
-67.5°	96.4	96.8	97.1	97.2	97.1	96.8	96.4	95.8	95.0	94.1	93.0
-70°	86.1	86.9	87.3	87.5	87.3	86.9	86.1	85.0	83.7	82.0	80.0
-72.5°	67.5	67.8	68.0	68.1	68.0	67.8	67.5	67.0	66.4	65.7	64.8
-75°	57.8	58.1	58.2	58.3	58.2	58.1	57.8	57.4	56.9	56.3	55.5
-77.5°	48.2	48.4	48.6	48.6	48.6	48.4	48.2	47.9	47.4	46.9	46.3
-80°	38.6	38.8	38.9	38.9	38.9	38.8	38.6	38.3	38.0	37.6	37.1
-82.5°	28.9	29.1	29.2	29.2	29.2	29.1	28.9	28.8	28.5	28.2	27.8
-85°	19.4	19.4	19.4	19.4	19.4	19.4	19.4	19.4	19.4	19.4	19.4
-87.5°	19.2	19.3	19.4	19.4	19.4	19.3	19.2	19.1	18.9	18.7	18.5
-90°	0.0	0.0	0.0	0.0	0.0	0.0	0.0	0.0	0.0	0.0	0.0



REPORT NUMBER: P1306424 (CONVERTED FROM TYPE C PHOTOMETRY)  
 CATALOG NUMBER: EPH-LS16-1200L-40-70-2R-A

**CANDELA DISTRIBUTION (continued):**

	20°	22.5°	25°	27.5°	30°	32.5°	35°	37.5°	40°	42.5°	45°
90°	0.0	0.0	0.0	0.0	0.0	0.0	0.0	0.0	0.0	0.0	0.0
87.5°	18.2	17.9	17.6	17.2	16.8	16.4	15.9	15.4	14.9	14.3	13.7
85°	19.4	19.4	19.4	19.4	19.4	19.4	19.4	19.4	19.4	19.4	19.4
82.5°	27.4	27.0	26.4	25.9	25.2	24.6	23.9	23.1	22.3	21.4	20.6
80°	36.5	35.9	35.2	34.5	33.7	32.8	31.8	30.8	29.8	28.6	27.4
77.5°	45.6	44.9	44.0	43.0	42.0	40.9	39.7	38.5	37.1	35.7	34.3
75°	54.7	53.8	52.7	51.6	50.4	49.0	47.6	46.1	44.5	42.8	41.0
72.5°	63.8	62.7	61.5	60.1	58.7	57.1	55.4	53.7	51.8	49.8	47.7
70°	77.8	75.2	72.4	69.3	67.0	65.2	63.3	61.2	59.0	56.8	54.4
67.5°	91.7	90.2	88.6	86.3	82.5	78.4	74.1	69.5	66.3	63.7	61.0
65°	118.2	108.4	97.7	95.3	93.2	90.9	88.5	84.3	78.9	73.2	67.7
62.5°	219.5	178.0	149.4	136.3	122.2	107.0	96.1	93.3	90.3	86.8	80.2
60°	385.3	379.3	329.6	274.3	214.5	154.1	136.3	117.5	97.7	93.8	90.2
57.5°	409.6	405.5	398.3	390.4	381.9	329.6	255.0	176.2	139.3	116.7	96.5
55°	421.6	416.1	413.4	410.6	405.8	395.9	385.3	340.6	250.8	157.0	130.5
52.5°	492.5	471.6	448.7	423.7	415.3	411.8	407.3	395.3	382.7	304.8	199.9
50°	596.6	562.6	525.3	488.4	459.3	428.2	415.2	410.9	402.5	388.4	337.5
47.5°	694.1	660.4	623.4	580.6	533.5	487.6	452.3	417.7	412.8	406.8	391.3
45°	802.4	759.3	713.2	670.0	623.7	571.0	514.3	468.5	427.3	413.8	408.3
42.5°	1230.0	969.0	816.9	762.0	705.7	653.1	596.3	533.0	476.7	431.3	413.8
40°	2499.4	1601.5	1262.9	932.0	798.3	731.9	670.9	609.1	539.3	476.7	427.3
37.5°	5848.5	3490.3	2437.9	1477.6	1100.8	820.4	746.3	676.9	609.1	533.0	468.5
35°	12764.5	8676.1	5080.5	3006.9	1724.6	1186.1	827.9	746.3	670.9	596.3	514.3
32.5°	23676.4	17227.2	10604.9	6492.1	3295.0	1865.0	1186.1	820.4	731.9	653.1	571.0
30°	35242.9	27709.5	19958.8	12026.8	6966.9	3295.0	1724.6	1100.8	798.3	705.7	623.7
27.5°	45378.2	38420.6	29777.1	20878.7	12026.8	6492.1	3006.9	1477.6	932.0	762.0	670.0
25°	52836.5	47309.3	39349.7	29777.1	19958.8	10604.9	5080.5	2437.9	1262.9	816.9	713.2
22.5°	57525.9	53397.9	47309.3	38420.6	27709.5	17227.2	8676.1	3490.3	1601.5	969.0	759.3
20°	60117.8	57525.9	52836.5	45378.2	35242.9	23676.4	12764.5	5848.5	2499.4	1230.0	802.4
17.5°	63327.0	59777.7	56652.8	51176.1	41589.5	30024.0	18205.7	8634.8	3309.5	1464.8	841.0
15°	66820.7	62285.8	58774.8	54359.6	46899.8	35721.8	23045.5	11162.7	4474.2	1927.5	1010.3
12.5°	71483.7	64944.9	60442.4	57152.1	51043.1	40334.1	27510.1	15021.6	6439.5	2496.1	1174.4
10°	76026.2	67838.1	62323.8	58446.4	53195.4	43899.0	31312.7	18235.1	8072.5	2967.6	1310.2
7.5°	81455.0	70777.5	63980.6	59476.4	54908.3	46726.5	34320.4	20771.2	9358.8	3338.4	1416.9
5°	85488.3	72944.5	65195.0	60228.0	56154.0	48777.2	36496.9	22603.0	10286.6	3605.6	1493.7
2.5°	87977.1	74273.9	65936.8	60685.7	56910.7	50020.4	37814.4	23710.5	10846.9	3766.8	1540.0
0°	<b>88818.9</b>	<b>74722.2</b>	<b>66186.4</b>	<b>60839.4</b>	<b>57164.5</b>	<b>50437.0</b>	<b>38255.5</b>	<b>24081.1</b>	<b>11034.3</b>	<b>3820.7</b>	<b>1555.5</b>
-2.5°	87977.1	74273.9	65936.8	60685.7	56910.7	50020.4	37814.4	23710.5	10846.9	3766.8	1540.0
-5°	85488.3	72944.5	65195.0	60228.0	56154.0	48777.2	36496.9	22603.0	10286.6	3605.6	1493.7
-7.5°	81455.0	70777.5	63980.6	59476.4	54908.3	46726.5	34320.4	20771.2	9358.8	3338.4	1416.9
-10°	76026.2	67838.1	62323.8	58446.4	53195.4	43899.0	31312.7	18235.1	8072.5	2967.6	1310.2
-12.5°	71483.7	64944.9	60442.4	57152.1	51043.1	40334.1	27510.1	15021.6	6439.5	2496.1	1174.4
-15°	66820.7	62285.8	58774.8	54359.6	46899.8	35721.8	23045.5	11162.7	4474.2	1927.5	1010.3
-17.5°	63327.0	59777.7	56652.8	51176.1	41589.5	30024.0	18205.7	8634.8	3309.5	1464.8	841.0
-20°	60117.8	57525.9	52836.5	45378.2	35242.9	23676.4	12764.5	5848.5	2499.4	1230.0	802.4



REPORT NUMBER: P1306424 (CONVERTED FROM TYPE C PHOTOMETRY)  
 CATALOG NUMBER: EPH-LS16-1200L-40-70-2R-A

**CANDELA DISTRIBUTION (continued):**

	20°	22.5°	25°	27.5°	30°	32.5°	35°	37.5°	40°	42.5°	45°
-22.5°	57525.9	53397.9	47309.3	38420.6	27709.5	17227.2	8676.1	3490.3	1601.5	969.0	759.3
-25°	52836.5	47309.3	39349.7	29777.1	19958.8	10604.9	5080.5	2437.9	1262.9	816.9	713.2
-27.5°	45378.2	38420.6	29777.1	20878.7	12026.8	6492.1	3006.9	1477.6	932.0	762.0	670.0
-30°	35242.9	27709.5	19958.8	12026.8	6966.9	3295.0	1724.6	1100.8	798.3	705.7	623.7
-32.5°	23676.4	17227.2	10604.9	6492.1	3295.0	1865.0	1186.1	820.4	731.9	653.1	571.0
-35°	12764.5	8676.1	5080.5	3006.9	1724.6	1186.1	827.9	746.3	670.9	596.3	514.3
-37.5°	5848.5	3490.3	2437.9	1477.6	1100.8	820.4	746.3	676.9	609.1	533.0	468.5
-40°	2499.4	1601.5	1262.9	932.0	798.3	731.9	670.9	609.1	539.3	476.7	427.3
-42.5°	1230.0	969.0	816.9	762.0	705.7	653.1	596.3	533.0	476.7	431.3	413.8
-45°	802.4	759.3	713.2	670.0	623.7	571.0	514.3	468.5	427.3	413.8	408.3
-47.5°	694.1	660.4	623.4	580.6	533.5	487.6	452.3	417.7	412.8	406.8	391.3
-50°	596.6	562.6	525.3	488.4	459.3	428.2	415.2	410.9	402.5	388.4	337.5
-52.5°	492.5	471.6	448.7	423.7	415.3	411.8	407.3	395.3	382.7	304.8	199.9
-55°	421.6	416.1	413.4	410.6	405.8	395.9	385.3	340.6	250.8	157.0	130.5
-57.5°	409.6	405.5	398.3	390.4	381.9	329.6	255.0	176.2	139.3	116.7	96.5
-60°	385.3	379.3	329.6	274.3	214.5	154.1	136.3	117.5	97.7	93.8	90.2
-62.5°	219.5	178.0	149.4	136.3	122.2	107.0	96.1	93.3	90.3	86.8	80.2
-65°	118.2	108.4	97.7	95.3	93.2	90.9	88.5	84.3	78.9	73.2	67.7
-67.5°	91.7	90.2	88.6	86.3	82.5	78.4	74.1	69.5	66.3	63.7	61.0
-70°	77.8	75.2	72.4	69.3	67.0	65.2	63.3	61.2	59.0	56.8	54.4
-72.5°	63.8	62.7	61.5	60.1	58.7	57.1	55.4	53.7	51.8	49.8	47.7
-75°	54.7	53.8	52.7	51.6	50.4	49.0	47.6	46.1	44.5	42.8	41.0
-77.5°	45.6	44.9	44.0	43.0	42.0	40.9	39.7	38.5	37.1	35.7	34.3
-80°	36.5	35.9	35.2	34.5	33.7	32.8	31.8	30.8	29.8	28.6	27.4
-82.5°	27.4	27.0	26.4	25.9	25.2	24.6	23.9	23.1	22.3	21.4	20.6
-85°	19.4	19.4	19.4	19.4	19.4	19.4	19.4	19.4	19.4	19.4	19.4
-87.5°	18.2	17.9	17.6	17.2	16.8	16.4	15.9	15.4	14.9	14.3	13.7
-90°	0.0	0.0	0.0	0.0	0.0	0.0	0.0	0.0	0.0	0.0	0.0



REPORT NUMBER: P1306424 (CONVERTED FROM TYPE C PHOTOMETRY)  
 CATALOG NUMBER: EPH-LS16-1200L-40-70-2R-A

**CANDELA DISTRIBUTION (continued):**

	47.5°	50°	52.5°	55°	57.5°	60°	62.5°	65°	67.5°	70°	72.5°
90°	0.0	0.0	0.0	0.0	0.0	0.0	0.0	0.0	0.0	0.0	0.0
87.5°	13.1	12.5	11.8	11.1	10.4	9.7	9.0	8.2	7.4	6.6	5.8
85°	19.4	19.4	19.4	19.4	19.4	19.4	17.9	16.4	14.8	13.3	11.7
82.5°	19.6	19.4	19.4	19.4	19.4	19.4	19.4	19.4	19.4	19.4	17.5
80°	26.2	24.9	23.6	22.2	20.8	19.4	19.4	19.4	19.4	19.4	19.4
77.5°	32.7	31.1	29.5	27.8	26.0	24.2	22.3	20.4	19.4	19.4	19.4
75°	39.2	37.3	35.3	33.2	31.1	28.9	26.7	24.4	22.1	19.7	19.4
72.5°	45.6	43.3	41.0	38.6	36.2	33.7	31.1	28.4	25.7	22.9	20.1
70°	51.9	49.4	46.7	44.0	41.2	38.3	35.4	32.3	29.3	26.1	22.9
67.5°	58.2	55.4	52.4	49.3	46.1	42.9	39.6	36.2	32.8	29.3	25.7
65°	64.5	61.3	57.9	54.5	51.0	47.4	43.8	40.0	36.2	32.3	28.4
62.5°	73.4	67.2	63.5	59.7	55.8	51.9	47.9	43.8	39.6	35.4	31.1
60°	85.5	77.8	69.8	64.8	60.6	56.3	51.9	47.4	42.9	38.3	33.7
57.5°	92.5	88.3	80.5	71.6	65.3	60.6	55.8	51.0	46.1	41.2	36.2
55°	104.2	93.8	89.2	81.4	71.6	64.8	59.7	54.5	49.3	44.0	38.6
52.5°	138.8	109.7	94.3	89.2	80.5	69.8	63.5	57.9	52.4	46.7	41.0
50°	221.6	141.6	109.7	93.8	88.3	77.8	67.2	61.3	55.4	49.4	43.3
47.5°	348.5	221.6	138.8	104.2	92.5	85.5	73.4	64.5	58.2	51.9	45.6
45°	391.3	337.5	199.9	130.5	96.5	90.2	80.2	67.7	61.0	54.4	47.7
42.5°	406.8	388.4	304.8	157.0	116.7	93.8	86.8	73.2	63.7	56.8	49.8
40°	412.8	402.5	382.7	250.8	139.3	97.7	90.3	78.9	66.3	59.0	51.8
37.5°	417.7	410.9	395.3	340.6	176.2	117.5	93.3	84.3	69.5	61.2	53.7
35°	452.3	415.2	407.3	385.3	255.0	136.3	96.1	88.5	74.1	63.3	55.4
32.5°	487.6	428.2	411.8	395.9	329.6	154.1	107.0	90.9	78.4	65.2	57.1
30°	533.5	459.3	415.3	405.8	381.9	214.5	122.2	93.2	82.5	67.0	58.7
27.5°	580.6	488.4	423.7	410.6	390.4	274.3	136.3	95.3	86.3	69.3	60.1
25°	623.4	525.3	448.7	413.4	398.3	329.6	149.4	97.7	88.6	72.4	61.5
22.5°	660.4	562.6	471.6	416.1	405.5	379.3	178.0	108.4	90.2	75.2	62.7
20°	694.1	596.6	492.5	421.6	409.6	385.3	219.5	118.2	91.7	77.8	63.8
17.5°	725.2	625.7	518.8	438.6	411.5	390.6	256.4	126.8	93.0	80.0	64.8
15°	756.6	650.2	543.3	453.6	413.2	395.3	288.7	134.3	94.1	82.0	65.7
12.5°	783.5	671.1	564.2	466.4	414.7	399.2	316.1	140.8	95.0	83.7	66.4
10°	805.7	688.3	581.5	476.9	415.9	402.5	338.7	146.0	95.8	85.0	67.0
7.5°	823.2	701.9	595.0	485.1	416.8	405.0	356.4	150.2	96.4	86.1	67.5
5°	835.7	711.6	604.7	491.1	417.5	406.8	369.0	153.1	96.8	86.9	67.8
2.5°	843.3	717.4	610.5	494.6	417.9	407.9	376.7	154.9	97.1	87.3	68.0
0°	845.8	719.4	612.5	495.8	418.0	408.3	379.2	155.5	97.2	87.5	68.1
-2.5°	843.3	717.4	610.5	494.6	417.9	407.9	376.7	154.9	97.1	87.3	68.0
-5°	835.7	711.6	604.7	491.1	417.5	406.8	369.0	153.1	96.8	86.9	67.8
-7.5°	823.2	701.9	595.0	485.1	416.8	405.0	356.4	150.2	96.4	86.1	67.5
-10°	805.7	688.3	581.5	476.9	415.9	402.5	338.7	146.0	95.8	85.0	67.0
-12.5°	783.5	671.1	564.2	466.4	414.7	399.2	316.1	140.8	95.0	83.7	66.4
-15°	756.6	650.2	543.3	453.6	413.2	395.3	288.7	134.3	94.1	82.0	65.7
-17.5°	725.2	625.7	518.8	438.6	411.5	390.6	256.4	126.8	93.0	80.0	64.8
-20°	694.1	596.6	492.5	421.6	409.6	385.3	219.5	118.2	91.7	77.8	63.8



REPORT NUMBER: P1306424 (CONVERTED FROM TYPE C PHOTOMETRY)  
 CATALOG NUMBER: EPH-LS16-1200L-40-70-2R-A

**CANDELA DISTRIBUTION (continued):**

	47.5°	50°	52.5°	55°	57.5°	60°	62.5°	65°	67.5°	70°	72.5°
-22.5°	660.4	562.6	471.6	416.1	405.5	379.3	178.0	108.4	90.2	75.2	62.7
-25°	623.4	525.3	448.7	413.4	398.3	329.6	149.4	97.7	88.6	72.4	61.5
-27.5°	580.6	488.4	423.7	410.6	390.4	274.3	136.3	95.3	86.3	69.3	60.1
-30°	533.5	459.3	415.3	405.8	381.9	214.5	122.2	93.2	82.5	67.0	58.7
-32.5°	487.6	428.2	411.8	395.9	329.6	154.1	107.0	90.9	78.4	65.2	57.1
-35°	452.3	415.2	407.3	385.3	255.0	136.3	96.1	88.5	74.1	63.3	55.4
-37.5°	417.7	410.9	395.3	340.6	176.2	117.5	93.3	84.3	69.5	61.2	53.7
-40°	412.8	402.5	382.7	250.8	139.3	97.7	90.3	78.9	66.3	59.0	51.8
-42.5°	406.8	388.4	304.8	157.0	116.7	93.8	86.8	73.2	63.7	56.8	49.8
-45°	391.3	337.5	199.9	130.5	96.5	90.2	80.2	67.7	61.0	54.4	47.7
-47.5°	348.5	221.6	138.8	104.2	92.5	85.5	73.4	64.5	58.2	51.9	45.6
-50°	221.6	141.6	109.7	93.8	88.3	77.8	67.2	61.3	55.4	49.4	43.3
-52.5°	138.8	109.7	94.3	89.2	80.5	69.8	63.5	57.9	52.4	46.7	41.0
-55°	104.2	93.8	89.2	81.4	71.6	64.8	59.7	54.5	49.3	44.0	38.6
-57.5°	92.5	88.3	80.5	71.6	65.3	60.6	55.8	51.0	46.1	41.2	36.2
-60°	85.5	77.8	69.8	64.8	60.6	56.3	51.9	47.4	42.9	38.3	33.7
-62.5°	73.4	67.2	63.5	59.7	55.8	51.9	47.9	43.8	39.6	35.4	31.1
-65°	64.5	61.3	57.9	54.5	51.0	47.4	43.8	40.0	36.2	32.3	28.4
-67.5°	58.2	55.4	52.4	49.3	46.1	42.9	39.6	36.2	32.8	29.3	25.7
-70°	51.9	49.4	46.7	44.0	41.2	38.3	35.4	32.3	29.3	26.1	22.9
-72.5°	45.6	43.3	41.0	38.6	36.2	33.7	31.1	28.4	25.7	22.9	20.1
-75°	39.2	37.3	35.3	33.2	31.1	28.9	26.7	24.4	22.1	19.7	19.4
-77.5°	32.7	31.1	29.5	27.8	26.0	24.2	22.3	20.4	19.4	19.4	19.4
-80°	26.2	24.9	23.6	22.2	20.8	19.4	19.4	19.4	19.4	19.4	19.4
-82.5°	19.6	19.4	19.4	19.4	19.4	19.4	19.4	19.4	19.4	19.4	17.5
-85°	19.4	19.4	19.4	19.4	19.4	19.4	17.9	16.4	14.8	13.3	11.7
-87.5°	13.1	12.5	11.8	11.1	10.4	9.7	9.0	8.2	7.4	6.6	5.8
-90°	0.0	0.0	0.0	0.0	0.0	0.0	0.0	0.0	0.0	0.0	0.0



REPORT NUMBER: P1306424 (CONVERTED FROM TYPE C PHOTOMETRY)  
 CATALOG NUMBER: EPH-LS16-1200L-40-70-2R-A

**CANDELA DISTRIBUTION (continued):**

	75°	77.5°	80°	82.5°	85°	87.5°	90°
90°	0.0	0.0	0.0	0.0	0.0	0.0	0.0
87.5°	5.0	4.2	3.4	2.5	1.7	0.8	0.0
85°	10.0	8.4	6.7	5.1	3.4	1.7	0.0
82.5°	15.0	12.6	10.1	7.6	5.1	2.5	0.0
80°	19.4	16.7	13.4	10.1	6.7	3.4	0.0
77.5°	19.4	19.4	16.7	12.6	8.4	4.2	0.0
75°	19.4	19.4	19.4	15.0	10.0	5.0	0.0
72.5°	19.4	19.4	19.4	17.5	11.7	5.8	0.0
70°	19.7	19.4	19.4	19.4	13.3	6.6	0.0
67.5°	22.1	19.4	19.4	19.4	14.8	7.4	0.0
65°	24.4	20.4	19.4	19.4	16.4	8.2	0.0
62.5°	26.7	22.3	19.4	19.4	17.9	9.0	0.0
60°	28.9	24.2	19.4	19.4	19.4	9.7	0.0
57.5°	31.1	26.0	20.8	19.4	19.4	10.4	0.0
55°	33.2	27.8	22.2	19.4	19.4	11.1	0.0
52.5°	35.3	29.5	23.6	19.4	19.4	11.8	0.0
50°	37.3	31.1	24.9	19.4	19.4	12.5	0.0
47.5°	39.2	32.7	26.2	19.6	19.4	13.1	0.0
45°	41.0	34.3	27.4	20.6	19.4	13.7	0.0
42.5°	42.8	35.7	28.6	21.4	19.4	14.3	0.0
40°	44.5	37.1	29.8	22.3	19.4	14.9	0.0
37.5°	46.1	38.5	30.8	23.1	19.4	15.4	0.0
35°	47.6	39.7	31.8	23.9	19.4	15.9	0.0
32.5°	49.0	40.9	32.8	24.6	19.4	16.4	0.0
30°	50.4	42.0	33.7	25.2	19.4	16.8	0.0
27.5°	51.6	43.0	34.5	25.9	19.4	17.2	0.0
25°	52.7	44.0	35.2	26.4	19.4	17.6	0.0
22.5°	53.8	44.9	35.9	27.0	19.4	17.9	0.0
20°	54.7	45.6	36.5	27.4	19.4	18.2	0.0
17.5°	55.5	46.3	37.1	27.8	19.4	18.5	0.0
15°	56.3	46.9	37.6	28.2	19.4	18.7	0.0
12.5°	56.9	47.4	38.0	28.5	19.4	18.9	0.0
10°	57.4	47.9	38.3	28.8	19.4	19.1	0.0
7.5°	57.8	48.2	38.6	28.9	19.4	19.2	0.0
5°	58.1	48.4	38.8	29.1	19.4	19.3	0.0
2.5°	58.2	48.6	38.9	29.2	19.4	19.4	0.0
0°	58.3	48.6	38.9	29.2	19.4	19.4	0.0
-2.5°	58.2	48.6	38.9	29.2	19.4	19.4	0.0
-5°	58.1	48.4	38.8	29.1	19.4	19.3	0.0
-7.5°	57.8	48.2	38.6	28.9	19.4	19.2	0.0
-10°	57.4	47.9	38.3	28.8	19.4	19.1	0.0
-12.5°	56.9	47.4	38.0	28.5	19.4	18.9	0.0
-15°	56.3	46.9	37.6	28.2	19.4	18.7	0.0
-17.5°	55.5	46.3	37.1	27.8	19.4	18.5	0.0
-20°	54.7	45.6	36.5	27.4	19.4	18.2	0.0



REPORT NUMBER: P1306424 (CONVERTED FROM TYPE C PHOTOMETRY)  
 CATALOG NUMBER: EPH-LS16-1200L-40-70-2R-A

**CANDELA DISTRIBUTION (continued):**

	75°	77.5°	80°	82.5°	85°	87.5°	90°
-22.5°	53.8	44.9	35.9	27.0	19.4	17.9	0.0
-25°	52.7	44.0	35.2	26.4	19.4	17.6	0.0
-27.5°	51.6	43.0	34.5	25.9	19.4	17.2	0.0
-30°	50.4	42.0	33.7	25.2	19.4	16.8	0.0
-32.5°	49.0	40.9	32.8	24.6	19.4	16.4	0.0
-35°	47.6	39.7	31.8	23.9	19.4	15.9	0.0
-37.5°	46.1	38.5	30.8	23.1	19.4	15.4	0.0
-40°	44.5	37.1	29.8	22.3	19.4	14.9	0.0
-42.5°	42.8	35.7	28.6	21.4	19.4	14.3	0.0
-45°	41.0	34.3	27.4	20.6	19.4	13.7	0.0
-47.5°	39.2	32.7	26.2	19.6	19.4	13.1	0.0
-50°	37.3	31.1	24.9	19.4	19.4	12.5	0.0
-52.5°	35.3	29.5	23.6	19.4	19.4	11.8	0.0
-55°	33.2	27.8	22.2	19.4	19.4	11.1	0.0
-57.5°	31.1	26.0	20.8	19.4	19.4	10.4	0.0
-60°	28.9	24.2	19.4	19.4	19.4	9.7	0.0
-62.5°	26.7	22.3	19.4	19.4	17.9	9.0	0.0
-65°	24.4	20.4	19.4	19.4	16.4	8.2	0.0
-67.5°	22.1	19.4	19.4	19.4	14.8	7.4	0.0
-70°	19.7	19.4	19.4	19.4	13.3	6.6	0.0
-72.5°	19.4	19.4	19.4	17.5	11.7	5.8	0.0
-75°	19.4	19.4	19.4	15.0	10.0	5.0	0.0
-77.5°	19.4	19.4	16.7	12.6	8.4	4.2	0.0
-80°	19.4	16.7	13.4	10.1	6.7	3.4	0.0
-82.5°	15.0	12.6	10.1	7.6	5.1	2.5	0.0
-85°	10.0	8.4	6.7	5.1	3.4	1.7	0.0
-87.5°	5.0	4.2	3.4	2.5	1.7	0.8	0.0
-90°	0.0	0.0	0.0	0.0	0.0	0.0	0.0

(END OF REPORT)